

DOTS & DASHES

K.G. Rangarajan


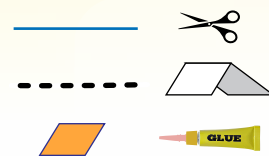
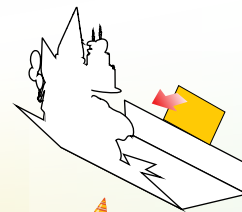
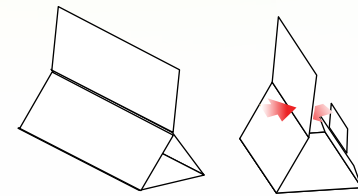
Desk decor

Here's a craft that will serve as a constant reminder of your best pal, Young World.

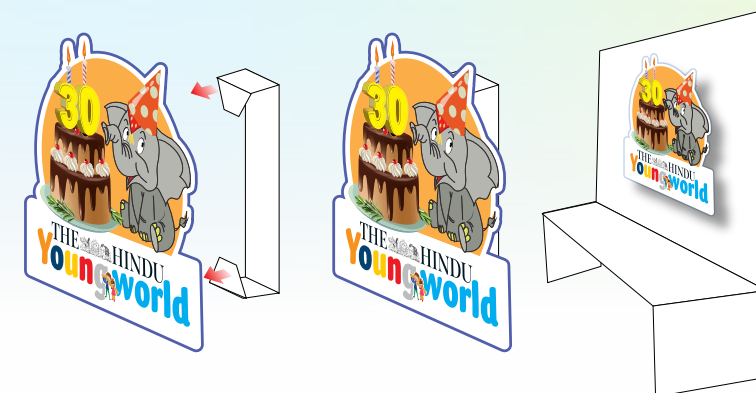
Cut along the blue lines.
Fold along the dotted lines.

With the centre rectangle as the base, glue the inside of the yellow part to the back of the picture.

Your Young World table decoration is ready!



Here's a bonus:
Cut out the pictures of our mascots - Ira, Juno and Flappy - and decorate your notebooks, desk or room.



Pin up

Pin this to your desk to add a pop of festivity!
Cut along the blue line of both the picture with Flappy and the rectangular piece.

Fold along the black line such that the end pieces face inside.

Glue the ends to the back of Flappy's image vertically.
It's done!